

# MONTHLY MEMBERSHIP PROGRESS REPORT

District 16 L

Results as of: 5/31/2020

GMT:

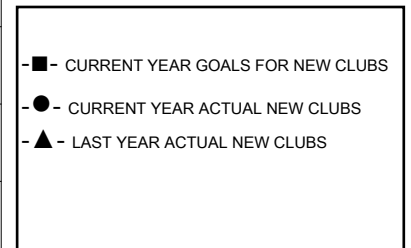
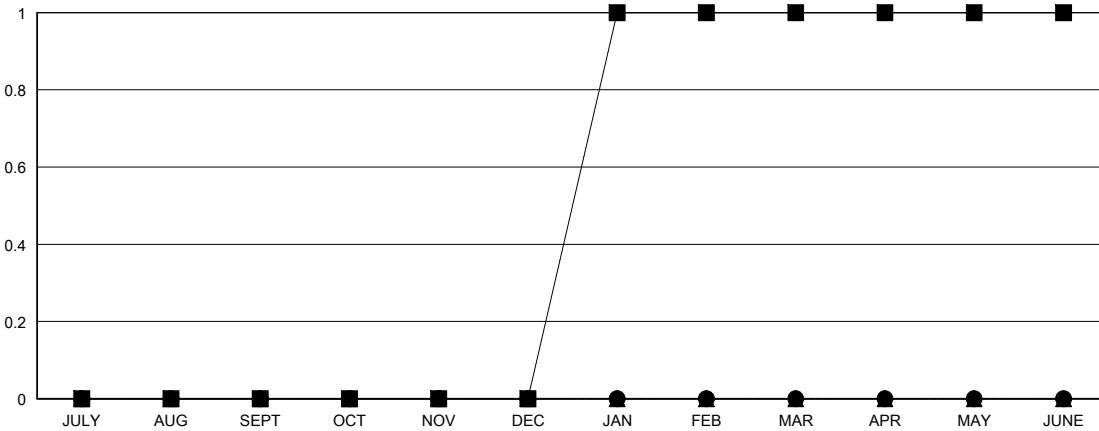
LOCATION NEW JERSEY

GMT CA

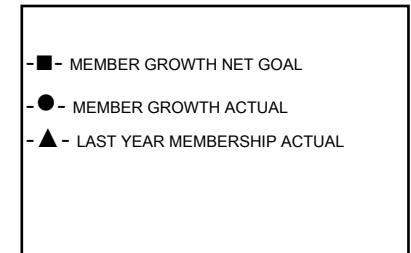
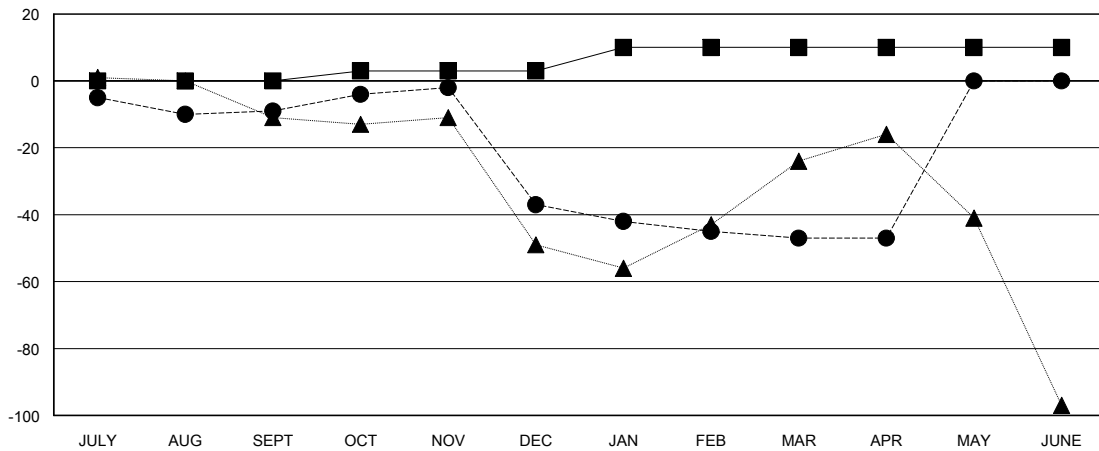
Clubs			
RESULTS FOR 2019-2020			
QUARTER	NEW CLUB GOAL	NEW CLUBS	DROPPED CLUBS
JULY/AUG/SEPT	0	0	0
OCT/NOV/DEC	0	0	2
JAN/FEB/MAR	1	0	1
APR/MAY/JUNE	0	0	0

Members			
RESULTS FOR 2019-2020			
QUARTER	MEMBER GROWTH NET GOAL	MEMBER GROWTH ACTUAL	DROPPED MEMBERS ACTUAL (including transfers)
JULY/AUG/SEPT	0	48	40
OCT/NOV/DEC	3	34	56
JAN/FEB/MAR	7	27	32
APR/MAY/JUNE	0	0	0

GOALS AND ACTUAL NEW CLUBS CUMULATIVE



GOALS AND ACTUAL MEMBERS CUMULATIVE



DROPPED CLUBS: 3	30 CLUBS OF 63 ADDED 1 OR MORE NEW MEMBERS	<b>GENDER DISTRIBUTION</b> MALE 1,020 (66.75%) FEMALE 508 (33.25%)
<b>DROPPED MEMBERS</b> DECEASED 18 CLUB CANCELLED 22 OTHER 88 TOTAL 128	<a href="#">CLICK HERE FOR CUMULATIVE MEMBERSHIP DATA</a>	TOTAL FAMILY UNIT MEMBERS 197 FAMILY MEMBERS PAYING HALF DUES 104